

Cognitive Restructuring



Cognitive Restructuring

Cognitive Restructuring is an evidence based intervention for the treatment of low mood or anxiety, recommended by the National Institute for Health and Clinical Excellence (NIHCE, 2009).

This workbook can be used either alone or with the support of your Psychological Wellbeing Practitioner.

How to use this workbook.

Cognitive Restructuring has three steps. It is important to work through one step at a time, only move on to the next step of Cognitive Restructuring once you are comfortable with using the previous step. It is key to follow all three steps of Cognitive Restructuring in sequence.

It can take some time for an intervention to become effective and to show improvement. It is important to allow enough time for the effects of cognitive restructuring to be effective.

Evidence of Effectiveness;

<http://psycnet.apa.org/journals/ccp/57/3/414/>

Helpful Resources;

A Recovery Programme for Depression, by Lovell and Richards cedar.exeter.ac.uk

Realistic thinking www.anxietybc.com

Challenging Unhelpful Thoughts www.primarycare-selfhelp.co.uk

ABC Analysis and Detective Work & Disputation www.cci.health.wa.gov.au

Mind Over Mood, by Greenberg and Padesky www.guilfordpress.co.uk

www.talkplus.org.uk

Cognitive Restructuring

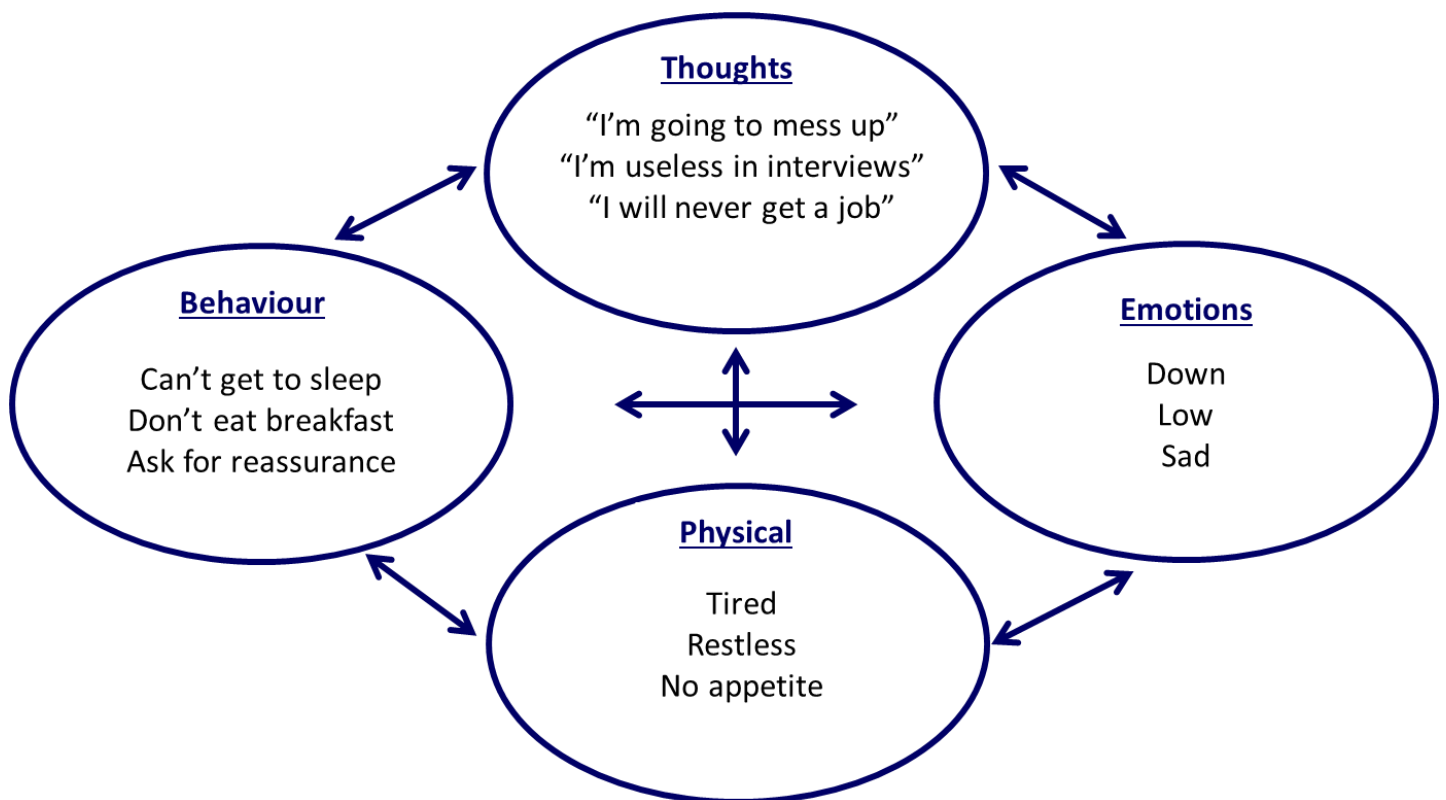
Challenging Unhelpful Thoughts



Cognitive Restructuring is an evidence based treatment used to challenge unhelpful thoughts in low mood or anxiety. It works by identifying negative or unhelpful thoughts and gathering evidence to the accuracy of the thought. This evidence then helps us to develop a more realistic and helpful thought.

Man is troubled, not by events, but by the meaning he gives to them ~ Epictetus (55-135AD)

Our thoughts can have a big impact on the way we feel, when we feel low or anxious we may find this is, in part, due to having negative or unhelpful thoughts. By challenging these thoughts and developing more helpful and realistic thoughts we can help improve our mood. Helpful and realistic thinking is neither negative or positive, it takes all perspectives into account. This would mean looking at yourself, others, and the world in a balanced and fair way.



The Vicious Cycle of Unhelpful Thinking


When we have a negative or unhelpful thought about a specific situation, ourselves, other people or the world it can make us feel low or anxious. Our thoughts tend to focus mainly on the threat or current problem when we are low or anxious, this is called a negative bias. This can impair our ability to take into account other perspectives. In this way, negative or unhelpful thinking can maintain the way we are feeling.

STEP ONE

Identifying Unhelpful Thoughts

The first step of Cognitive Restructuring is to identify unhelpful thoughts that are causing us distress. We then record these captured thoughts into a Thought Diary along with the situation we had the thought in, how much we believe the thought and how it made us feel.

Initially it may be difficult to capture our thoughts as it is not something we do in our day to day lives. By using the technique below we can begin to capture the thoughts that are causing us to feel low or anxious. When you notice you are feeling low or anxious;



Stop

Stop what you are doing and take a moment.

Time to breathe

Pay attention to your breathing.

Overview

Ask yourself some questions to get an overview of what is happening.

Perspective

Record the thought going through your mind to get a better perspective.

Some useful questions to help identify your unhelpful thoughts are;

"What am I telling myself right now?"

"What is making me feel this way?"

"What bad thing am I predicting will happen?"

The Thought Diary on *Worksheet 1* contains a number of columns to help us understand the context and impact of the thought, as well as getting us to consider how much we believe the thought to be true. Often the more that we believe the thought to be true the higher the distress it can cause. Therefore recording all this information not only allows us to better understand the thought but allows us to begin to get a difference perspective.

When you notice that you are feeling low or anxious use the 'STOP' technique above to help capture any unhelpful thoughts that may be in your mind. Using *Worksheet 1* record the situation you were in, the thought or thoughts you had at that time and the emotion you were experiencing. The last two columns are to record how much you believe the thought to be true (from 0-100%) and the intensity of the emotion you were experiencing. Sometimes the thoughts we identify can be in the form of questions, in this case it is important to answer the question to understand what we are predicting will cause us distress. For example; "What if I don't meet my deadline at work", the answer might be "If I don't meet my deadline I will be sacked", this negative outcome is what causes us to feel distressed.


It is best to record the thought as soon as possible as then we can accurately say how much we believed it to be true at the time. Sometimes this may not be possible, for example if at work or out, however a phone or notepad can be used to jot down the thought until we can next use the worksheet.

To complete Step 1 use *Worksheet 1*.

Fill in the worksheet with the situation, thought, belief and emotion.

STEP TWO

Gathering Evidence



The second step of Cognitive Restructuring is choose a thought from *Worksheet 1* that causes the most intense emotion to challenge. This step involves gathering evidence for and against the accuracy of your chosen thought, much like in a court case. By gathering evidence both for and against the thought we are able to assess whether the thought is realistic or helpful.

Worksheet 2 allows us to put our thought on trial, as in a court case, gathering evidence that backs up the thought (evidence for) and evidence that disproves the thought (evidence against). As in a court of law, it is important to include only factual evidence and not our own opinions or feelings. Often the intensity of our emotion increases our belief in the thought, however it is often the thought itself that causes the emotion we feel.

It may be difficult to decide on a thought to gather evidence for and against, it is important that we try to choose a thought that caused us the most intense distress. Using the column "Intensity of emotion" pick one that has a high percentage to start with, this is often called a "hot thought". Once you have chosen a "hot thought" transfer the information about the thought from *Worksheet 1* onto *Worksheet 2*. The columns on *Worksheet 2* have space to record the thought, your belief in the thought, the emotion it caused and how intense that was.

It can often be difficult to think of evidence to disprove our thought when we are feeling low or anxious. Below are some questions to help find evidence against the thought;

Have I confused a thought with a fact?

What would I tell a friend if they had this thought?

What would a friend say about my thought?

How many times has it happened in the past?

Am I confusing a possibility with certainty? It may be possible, is it likely?

If I was not feeling low or anxious would I see the situation differently?

Asking yourself the questions above can help you to fill in the *Evidence against* column on *Worksheet 2*. It is also important to consider what evidence you feel proves the thought to be true. As in a court of law only include evidence which is factual, remembering not to include our own thoughts, opinions or feelings in the *Evidence for* and the *Evidence against* columns.

To complete Step 2 use *Worksheet 2*.

Fill in the worksheet with the situation, thought, belief and emotion and gather evidence for and against the thought.

WORKSHEET TWO

Thought Diary




Situation	
Thought	Emotion
Belief in thought (0-100%)	Intensity of emotion (0-100%)

Evidence for	Evidence against

Alternative thought	Emotion
Belief in alternative thought (0-100%)	Intensity of emotion (0-100%)

STEP THREE

Increasing balanced thinking



The third step of Cognitive Restructuring is to develop a balanced thought using the evidence gathered in *Step Two*. Looking at the evidence for and against from *Worksheet 2* consider the accuracy of the original thought and use the evidence to develop a thought taking all evidence into account. It is then important to rate your belief in the new thought and whether it would have made you feel differently at the time.

Our thoughts can have a negative emotional impact on us, the purpose of *Step Three* is to develop a more helpful and balanced thinking style in order to improve the way we feel. The purpose is not to disprove the original thought but to ensure all evidence is taken into account to get a different perspective. There may be several ways of looking at a situation so you might find there are a number of ways of including the evidence to form a new thought.

Based on the evidence we have gathered in *Step Two* write down a new thought in the form of a sentence which encompasses the information from both the evidence for and against columns. It might be easier at first to create a new thought by writing "evidence for" but "evidence against". Once you have created a new balanced thought it is important to rate your belief in that new thought. Your belief in the new thought may not be as high as for the original thought. However it is important that you do somewhat believe the new thought or it will not be helpful in reducing your distress. You can test how effective the new thought is by reading or speaking the thought through a few times. The box below includes some helpful suggestions to help develop a balance thought.

Based on the evidence I have listed in the for and against column is there an alternative way of thinking about this situation?

Write one sentence which summaries evidence for and another for evidence against, when you combine these sentences with the word "and" or "but" does it create a more balanced thought?

If a friend was in a similar situation what would I say to them?

Can a friend or family member think of any other ways of understanding the situation?

Following this, think back to the situation in which you originally had the thought. In your mind replace the original unhelpful thought with the new balanced thought and consider how this might change the intensity of the emotion that you felt at the time. It may be that initially the intensity of the distress only decreases slightly, however, with practice you will notice your unpleasant emotions lessen and become more manageable. Eventually you may find you will be able to do it on your own without using the worksheets, but this can take time.

To complete Step 3 use *Worksheet 2*.